

STATE OF COLORADO
CITY OF AURORA, COUNTY OF ARAPAHOE
HEATHER GARDENS METROPOLITAN DISTRICT
2023 BUDGET RESOLUTION

The Board of Directors of the Heather Gardens Metropolitan District, City of Aurora, Arapahoe County, Colorado held a special meeting on Thursday, October 13, 2022, at the hour of 10:00 A.M., via video conference at <https://us06web.zoom.us/j/87259294192?pwd=ZE9PdNzLM3FMZDJhem9hTHNodUVXUT09> and via telephone conference at Dial-In: 1-346-248-7799, Meeting ID: 872 5929 4192, Passcode: 834928.

The following members of the Board of Directors were present:

President:	David Funk
Vice President:	Eloise Laubach
Secretary/Treasurer:	William Archambault
Director:	Maria Mines

Also present were: Chief Executive Officer (CEO) Jon Rea, Chief Financial Officer (CFO) Jerry Counts, and Board Assistant Evelyn Ybarra; and Jennifer L. Ivey, Icenogle Seaver Pogue, P.C.

Ms. Ivey reported that proper notice was made to allow the Board of Directors of the Heather Gardens Metropolitan District to conduct a public hearing on the 2023 budget and, prior to the meeting, each of the directors had been notified of the date, time, and place of this meeting and the purpose for which it was called. It was further reported that this meeting is a special meeting of the Board of Directors of the District and that a notice of the special meeting was posted at Heather Gardens Clubhouse, 2888 South Heather Gardens Way, Aurora, no less than twenty-four hours prior to the holding of the meeting, and to the best of her knowledge, remains posted to the date of this meeting.

Thereupon, Secretary and Treasurer Archambault introduced and moved the adoption of the following Resolution:

RESOLUTION

A RESOLUTION SUMMARIZING EXPENDITURES AND REVENUES FOR EACH FUND AND ADOPTING A BUDGET, APPROPRIATING SUMS OF MONEY TO EACH FUND IN THE AMOUNTS AND FOR THE PURPOSES SET FORTH HEREIN AND LEVYING GENERAL PROPERTY TAXES FOR THE YEAR 2023 TO HELP DEFRAY THE COSTS OF GOVERNMENT FOR THE HEATHER GARDENS METROPOLITAN DISTRICT, CITY OF AURORA, ARAPAHOE COUNTY, COLORADO, FOR THE CALENDAR YEAR BEGINNING ON THE FIRST DAY OF JANUARY 2023 AND ENDING ON THE LAST DAY OF DECEMBER 2023.

WHEREAS, the Board of Directors (the "Board") of the Heather Gardens Metropolitan District (the "District") has authorized its treasurer and accountant to prepare and submit a proposed budget to said governing body at the proper time; and

WHEREAS, the proposed budget was submitted to the Board for its review and consideration on or before October 15, 2022; and

WHEREAS, the proposed budget is more than fifty thousand dollars (\$50,000.00), due and proper notice was published on Thursday, September 29, 2022, in the *Sentinel*, indicating (i) the date and time of the hearing at which the adoption of the proposed budget will be considered; (ii) that the proposed budget is available for inspection by the public at a designated place; (iii) that any interested elector of the District may file any objections to the proposed budget at any time prior to the final adoption of the budget by the District; and (iv) if applicable, the amount of the District's increased property tax revenues resulting from a request to the Division of Local Government pursuant to Section 29-1-302(1), C.R.S.; and an original publisher's Affidavit of Publication is attached hereto as Exhibit A and incorporated herein by this reference; and

WHEREAS, the proposed budget was open for inspection by the public at the designated place; and

WHEREAS, a public hearing was held on Thursday, October 13, 2022 and interested electors were given the opportunity to file or register any objections to said proposed budget and any such objections were considered by the Board; and

WHEREAS, the budget being adopted by the Board has been prepared based on the best information available to the Board regarding the effects of Section 29-1-301, C.R.S., and Article X, Section 20 of the Colorado Constitution; and

WHEREAS, whatever increases may have been made in the expenditures, like increases were added to the revenues so that the budget remains in balance, as required by law; and

WHEREAS, pursuant to Section 29-1-113(1), C.R.S., the Board shall cause a certified copy of the budget, including the budget message and any resolutions adopting the budget, appropriating moneys and fixing the rate of any mill levy, to be filed with the Division of Local Government within thirty (30) days following the beginning of the fiscal year of the budget adopted; and

WHEREAS, pursuant to Section 32-1-1201, C.R.S., the Board shall determine in each year the amount of money necessary to be raised by taxation, taking into consideration those items required by law, and shall certify the rate so fixed to the board of county commissioners of each county within the District or having a portion of its territory within the District.

NOW, THEREFORE, BE IT RESOLVED BY THE BOARD OF DIRECTORS OF THE HEATHER GARDENS METROPOLITAN DISTRICT, CITY OF AURORA, ARAPAHOE COUNTY, COLORADO:

Section 1. Summary of 2023 Revenues and 2023 Expenditures. That the estimated revenues and expenditures for each fund for fiscal year 2023, as more specifically set forth in the budget attached hereto as Exhibit B and incorporated herein by this reference, are accepted and approved.

Section 2. Adoption of Budget. That the budget as submitted, and if amended, then as amended, and attached hereto as Exhibit B and is approved and adopted as the budget of the District for fiscal year 2023. In the event the final assessed valuation provided by the Arapahoe County Assessor's Office differs from the assessed valuation used in the proposed budget, the District's accountant is hereby directed to modify and/or adjust the budget and mill levy certification as needed to reflect the final assessed valuation without the need for additional Board authorization.

Section 3. Appropriations. That the amounts set forth as expenditures and balances remaining, as specifically allocated in the budget attached, are hereby appropriated from the revenue of each fund, to each fund, for the purposes stated and no other.

Section 4. Budget Certification. That the budget shall be certified by William F. Archambault, Secretary and Treasurer of the District, and made a part of the public records of the District and a certified copy of the approved and adopted budget shall be filed with the Division of Local Government.

Section 5. 2023 Levy of General Property Taxes. That the attached budget indicates that the amount of money from general property taxes necessary to balance the budget for the General Fund for operating expenses is \$-0- and that the 2022 valuation for assessment, as certified by the Arapahoe County Assessor, is \$45,361,937. That for the purposes of meeting all general operating expenses of the District during the 2023 budget year, there is hereby levied a tax of 0.000 mills upon each dollar of the total valuation of assessment of all taxable property within the District for the year 2023.

Section 6. 2023 Levy of Debt Retirement Expenses. That the attached budget indicates that the amount of money from general property taxes necessary to balance the budget for the Debt Service Fund for debt retirement expense is \$503,744 and that the 2022 valuation for assessment, as certified by the Arapahoe County Assessor, is \$45,361,937. That for the purposes of meeting all debt retirement expenses of the District during the 2023 budget year, there is hereby levied a tax of 11.105 mills upon each dollar of the total valuation of assessment of all taxable property within the District for the year 2023.


Section 7. Certification to County Commissioners. That the Board Secretary and/or District's accountant are hereby authorized and directed to immediately certify to the Board of County Commissioners of Arapahoe County, the mill levy for the District hereinabove determined and set. That said certification shall be in substantially the following form attached hereto as Exhibit C and incorporated herein by this reference.

[The remainder of this page is intentionally left blank.]

The foregoing Resolution was seconded by Director Mines.

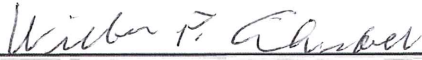
RESOLUTION APPROVED AND ADOPTED THIS 13TH DAY OF OCTOBER 2022.

HEATHER GARDENS METROPOLITAN DISTRICT



By: David L. Funk
Its: President

ATTEST:




By: William F. Archambault
Its: Secretary/Treasurer

STATE OF COLORADO
CITY OF AURORA, COUNTY OF ARAPAHOE
HEATHER GARDENS METROPOLITAN DISTRICT

I, William F. Archambault, hereby certify that I am a director and the duly elected and qualified Secretary of the Heather Gardens Metropolitan District, and that the foregoing constitutes a true and correct copy of the record of proceedings of the Board of Directors of the District, adopted at a special meeting of the Board of Directors of the Heather Gardens Metropolitan District held on Thursday, October 13, 2022, at the hour of 10:00 A.M. via video conference at <https://us06web.zoom.us/j/87259294192?pwd=ZE9PdnZLM3FMZDJhem9hTHNodUVXUT09> and via telephone conference at Dial-In: 1-346-248-7799, Meeting ID: 872 5929 4192, Passcode: 834928, as recorded in the official record of the proceedings of the District, insofar as said proceedings relate to the budget hearing for fiscal year 2023; that said proceedings were duly had and taken; that the meeting was duly held; and that the persons were present at the meeting as therein shown.

IN WITNESS WHEREOF, I have hereunto subscribed my name and affixed the official seal of the District this 13th day of October 2022.





William F. Archambault, Secretary/Treasurer

EXHIBIT A


Affidavit
Notice as to Proposed 2023 Budget

SENTINEL
PROOF OF PUBLICATION

STATE OF COLORADO
COUNTY OF ARAPAHOE Jss.

I DAVID L. PERRY, do solemnly swear that I am the PUBLISHER of the SENTINEL; that the same is a weekly newspaper published in the County of Arapahoe, State of Colorado and has a general circulation therein; that said newspaper has been published continuously and uninterruptedly in said County of Arapahoe for a period of more than fifty-two consecutive weeks prior to the first publication of the annexed legal notice or advertisement; that said newspaper has been admitted to the United States mails as second-class matter under the provisions of the Act of March 30, 1923, entitled "Legal Notices and Advertisements," or any amendments thereof, and that said newspaper is a weekly newspaper duly qualified for publishing legal notices and advertisements within the meaning of the laws of the State of Colorado. That the annexed legal notice or advertisement was published in the regular and entire issue of every number of said weekly newspaper for the period of 1 consecutive insertions; and that the first publication of said notice was in the issue of said newspaper dated September 29 A.D. 2022 and that the last publication of said notice was in the issue of said newspaper dated September 29 A.D. 2022.


I witness whereof I have hereunto set my hand this 29th day of September A.D. 2022.



Subscribed and sworn to before me, a notary public in the County of Arapahoe, State of Colorado, this 29th day of September A.D. 2022.



Notary Public



NOTICE AS TO THE PROPOSED 2023
BUDGET
AND HEARING HEATHER GARDENS
METROPOLITAN DISTRICT

NOTICE IS HEREBY GIVEN that a proposed budget has been submitted to the HEATHER GARDENS METROPOLITAN DISTRICT for the ensuing year of 2023. A copy of such proposed budget has been filed in the office of the District at Heather Gardens Clubhouse Board Room, 2888 South Heather Gardens Way, Aurora, Colorado, where same is open for public inspection. Such proposed budget will be considered at a hearing at the special meeting of the Heather Gardens Metropolitan District to be held at 10:00 A.M., on Thursday, October 13, 2022. The meeting will be held via video conference.

<https://us06web.zoom.us/j/87258284192?pwd=ZEGPdnZlM3FMZDJhem9hTHNodUJXUT09> and via telephone conference at Dial-In: 1-346-248-7789, Meeting ID: 872 5929 4192, and Passcode: 834928.

Any interested elector within the Heather Gardens Metropolitan District may inspect the proposed budget and file or register any objections at any time prior to the final adoption of the 2023 budget.

BY ORDER OF THE
BOARD OF DIRECTORS:
HEATHER GARDENS
METROPOLITAN DISTRICT
By: /s/ William F. Archambault
Board Secretary/Treasurer

Publication: September 29, 2022
Sentinel

**NOTICE AS TO THE PROPOSED 2023 BUDGET AND HEARING
HEATHER GARDENS METROPOLITAN DISTRICT**

NOTICE IS HEREBY GIVEN that a proposed budget has been submitted to the **HEATHER GARDENS METROPOLITAN DISTRICT** for the ensuing year of 2023. A copy of such proposed budget has been filed in the office of the District at Heather Gardens Clubhouse Board Room, 2888 South Heather Gardens Way, Aurora, Colorado, where same is open for public inspection. Such proposed budget will be considered at a hearing at the special meeting of the Heather Gardens Metropolitan District to be held at 10:00 A.M., on Thursday, October 13, 2022. The meeting will be held via video conference <https://us06web.zoom.us/j/87259294192?pwd=ZE9PdnZLM3FMZDJhem9hTHNodUVXUT09> and via telephone conference at Dial-In: 1-346-248-7799, Meeting ID: 872 5929 4192, and Passcode: 834928. Any interested elector within the Heather Gardens Metropolitan District may inspect the proposed budget and file or register any objections at any time prior to the final adoption of the 2023 budget.


BY ORDER OF THE BOARD OF DIRECTORS:
HEATHER GARDENS METROPOLITAN DISTRICT

By: /s/ William F. Archambault
Board Secretary/Treasurer

Publish In: *Sentinel*
Publish On: September 29, 2022

EXHIBIT B

Budget Document
Budget Message



Heather Gardens
Metropolitan District
2023
Operating
&
Capital Reserve Budget

		HGMD 2023 OPERATING BUDGET									
HGMD				% Change			% Change	% Change			
		2023	Budget	2022	Budget	2023 Budget	2023 Forecast	2022 Budget	2022 Forecast	2023 Budget	2021 Actual (Audited)
ENTERPRISE FUND											
Revenue											
D504	Bank Interest Reserve Account	1,560	1,620			-3.70%	1,600	-1.23%		-2.50%	1,798
D505	Recreation Fee	1,739,378	1,496,739			16.21%	1,496,739	0.00%		16.21%	1,516,879
D506	Food Sales	559,959	511,205			9.54%	474,032	-7.27%		18.13%	354,416
D506.1	Beer Sales	39,050	25,580			52.66%	32,650	27.64%		19.60%	25,096
D506.2	Wine Sales	38,235	33,752			13.28%	31,851	-5.63%		20.04%	25,794
D506.3	Liquor Sales	38,119	32,478			17.37%	32,355	-0.38%		17.81%	24,878
D507	Golf Fees Daily	346,760	284,281			21.98%	315,237	10.89%		10.00%	290,236
D507.1	Golf Simulator	1,393	1,578			-11.69%	1,267	-19.72%		10.00%	1,395
D509.2	Golf Discount - 40 Play	19,735	25,211			-21.72%	17,941	-28.84%		10.00%	29,231
D511	Golf Cart Rentals	83,432	70,315			18.66%	75,847	7.87%		10.00%	78,645
D511.1	Merchandise	30,711	24,266			26.56%	27,919	15.05%		10.00%	24,316
D511.2	Lessons	8,893	8,900			-0.07%	8,085	-9.16%		10.00%	9,265
D511.3	Bag Storage	7,970	6,705			18.87%	7,246	8.06%		10.00%	8,027
D511.4	Golf Pull Cart	5,730	4,752			20.58%	5,209	9.61%		10.00%	4,188
D512	CH Building Rentals	25,185	15,600			61.44%	28,695	83.95%		-12.23%	16,311
D513	Events	31,668	31,670			-0.01%	20,947	-33.86%		51.18%	17,417
D513.1	Trips Revenue	36,300	33,000			10.00%	38,688	17.24%		-6.17%	19,739
D514	RV Lot Income	32,000	29,520			8.40%	29,500	-0.07%		8.47%	26,165
D514.1	Garden Plot	2,450	2,520			-2.78%	2,640	4.76%		-7.20%	1,570
D515	Classes	100,326	86,880			15.48%	78,691	-9.43%		27.49%	58,495
D515.2	Contribution Revenue	-	-				-				-
D516	Miscellaneous Revenue	-	-				-				3,704
D516.1	Coffee Revenue	3,000	3,600			-16.67%	2,741	-23.86%		9.44%	2,626
D516.2	Insurance Proceeds	-	-				-				-
	Total Revenue	3,151,855	2,730,172			15.45%	2,729,880	-0.01%		15.46%	2,540,191
D590	COGS	234,140	205,724			13.81%	198,982	-3.28%		17.67%	152,853
	Gross Profit	2,917,715	2,524,448			15.58%	2,530,899	0.26%		15.28%	2,387,338
Expenses											
D550	Club House Expenses	881,231	808,976			8.93%	774,105	-4.31%		13.84%	676,846
D555	Golf Course Expenses	742,978	675,123			10.05%	662,116	-1.93%		12.21%	639,724
D557	Restaurant Expenses	562,956	498,106			13.02%	489,802	-1.67%		14.94%	406,096
D560	RV Lot Expenses	1,260	3,050			-58.69%	3,050	0.00%		-58.69%	2,081
D565	Garden Plot Expenses	300	2,084			-85.60%	1,000	-52.00%		-70.00%	-
D522	Services - Insurance	58,581	56,690			3.33%	50,935	-10.15%		15.01%	49,293
D523	Services - Audit	36,000	34,025			5.81%	34,025	0.00%		5.81%	43,754
D523.5	Bad Debt Expense	-	-				-				-
D524	Services - Professional Fees	48,000	45,000			6.67%	23,282	-48.26%		106.17%	40,252
D524.1	HVAC Clubhouse/Rest	-	-				-				-
D525.1	Election Expenses	25,000	-				4,219			492.58%	-
D526	Miscellaneous Expense	2,400	1,200			100.00%	2,261	88.43%		6.14%	3,635
D526.1	SDA Membership Dues	1,250	1,500			-16.67%	1,238	-17.47%		0.97%	1,204
D521	Cost of Issue Amort	-	-				-				-
D519	Zion Bank Fee	1,000	1,400			-28.57%	1,400	0.00%		-28.57%	400
D542.2	Non Capital Expense	-	-				-				-
D601	Capital Outlay	556,758	397,293			40.14%	473,807	19.26%		17.51%	26,145
D601	Capital Outlay - Insurance	-	-				-				-
D603	Interest Expense	-	-				-				-
D603.1	Marketing	-	-				-				-
D604	Insurance Claims	-	-				-				-
	Total Expenditures	2,917,715	2,524,448			15.58%	2,521,240	-0.13%		15.73%	1,889,430
	NET OPERATING SURPLUS/(LOSS)	-	-				9,659			-100.00%	497,908
NON OPERATING EXPENSE											
D529	Depreciation Expense	-	-				-				574,695
D605	Gain/Loss Asset Disposal	-	-				-				-
	Total Non-Operating Expense	-	-				-				574,695
	NET ENTERPRISE FUND REV/EXP	-	-				9,659			-100.00%	(76,787)
RESTRICTED FUNDS											
	Conservation Trust Income (Lottery)										

HGMD 2023 OPERATING BUDGET										
	HGMD	2023 Budget		2022 Budget		% Change 2022 Budget 2023 Budget	2023 Forecast	% Change 2022 Budget 2023 Forecast	% Change 2022 Forecast 2023 Budget	2021 Actual (Audited)
		D503	Conservation Trust Income (Lottery)	20,075	19,000	5.66%	20,328	6.99%	-1.24%	20,726
D504.3	Interest Income Lottery	12	12	0.00%	16	33.33%	-25.00%	15		
	Total Lottery Revenue	20,087	19,012	5.65%	20,344	7.01%	-1.26%	20,741		
D530	Conservation Trust Expense	55,000	-		28,476		93.15%	12,477		
	Net CTF	(34,913)	19,012	-283.64%	(8,132)	-142.77%	-329.33%	8,264		
	Foundation Fund									
D515.1	Donation Revenue	-	-		-			3,189		
D620	Foundation Expense	-	-		-			1,574		
	Net Foundation	-	-		-			1,615		
	Debt Service Fund Bond Issue									
D517	Property Taxes	503,745	500,785	0.59%	500,785	0.00%	0.59%	493,757		
D518	Spec Ownshp Tax Rev	29,004	33,500	-13.42%	31,386	-6.31%	-7.59%	33,937		
D504.2	Zion Bank Interest	336	100	236.00%	270	170.00%	24.44%	50		
	Total Revenue	533,085	534,385	-0.24%	532,441	-0.36%	0.12%	527,744		
D520	Debt Serv Interest 2017 Issue	295,230	306,470	-3.67%	306,470	0.00%	-3.67%	317,300		
D521.1	Original Issue Amort	-	-		-			(1,037)		
D525	County Collection Fee	7,855	7,915	-0.75%	7,529	-4.87%	4.32%	7,415		
D700	Bond Principal Payment	290,000	280,000	3.57%	280,000	0.00%	3.57%	270,000		
	Total Expenditures	593,085	594,385	-0.22%	593,999	-0.06%	-0.15%	593,678		
	Net Debt Service **	(60,000)	(60,000)	0.00%	(61,558)	2.60%	2.53%	(65,934)		
	ALL RESTRICTED FUNDS SURPLUS/(LOSS)	(39,913)	(40,988)	-2.62%	(41,214)	0.55%	3.16%	(43,578)		
	** (\$60,000) are excess funds located in/on debt service bank account									

		HGMD 2023 OPERATING BUDGET					
		2023 Budget	2022 Budget	% Change 2022 Budget 2023 Budget	2023 Forecast	2021 Actual (Audited)	
Club House							
	Revenue	196,478	170,750	15.07%	169,762	114,588	
	Expenses	881,231	808,976	8.93%	774,105	676,846	
	Total Subsidy Club House	(684,753)	(638,226)	7.29%	(604,343)	(562,258)	
Golf							
	Revenue	504,626	426,008	18.45%	458,751	445,303	
	COGS	17,634	12,618	39.75%	15,914	13,980	
	Expenses	742,978	675,123	10.05%	662,116	639,724	
	Total Subsidy Golf	(255,986)	(261,734)	-2.20%	(219,280)	(208,401)	
Restaurant							
	Revenue	675,363	603,015	9.54%	570,888	430,184	
	COGS	216,506	193,106	13.81%	183,068	138,873	
	Expenses	562,956	498,106	13.02%	489,802	406,096	
	Total Subsidy Restaurant	(104,100)	(88,197)	18.03%	(101,981)	(114,785)	
Total Subsidy 3 Cost Centers		(1,044,839)	(988,157)	5.74%	(925,604)	(885,444)	

Heather Gardens Metropolitan District 2023 Class Budget							
2022 actual forecast shows classes at about 90.6% of budget							90.6%
							2023 Budget
Classes	Cost Per Class	Price Increase	# Offered Per Week	# of Classes	Avg # of Students		
Aqua Gentle Motion	\$ 35	\$ 5	3.00	4	18		2,899
Aqua Fitness I	\$ 30	\$ 5	2.00	5	18		3,171
Aqua Fitness II	\$ 30	\$ 5	2.00	5	18		3,171
Aqua Cardio	\$ 35	\$ 5	3.00	5	18		3,624
Aqua Function Motion	\$ 35	\$ 5	3.00	5	18		3,624
Water Early Birds	\$ 30	\$ 5	2.00	5	18		3,171
Water Warriors	\$ 30	\$ 5	2.00	5	18		3,171
Water Squawkers	\$ 30	\$ 5	2.00	5	18		3,171
Aqua Zumba	\$ 25	\$ 5	1.00	4	18		2,174
Aqua Zumba	\$ 25	\$ 5	1.00	4	18		2,174
Ballroom Dance	\$ 25	\$ 5	1.00	2	9		544
Bones & Balance	\$ 30	\$ 5	2.00	2	14		951
Bridge	\$ 30	\$ 5	2.00	4	14		2,029
Clay	\$ 35	\$ 5	3.00	3	9		1,087
Cooking	\$ 30	\$ 5	2.00	3	11		1,142
Creative Glass	\$ 35	\$ 5	3.00	4	16		2,609
Guided Autobiography	\$ 30	\$ 5	2.00	4	9		1,268
HQ Fit Crew	\$ 35	\$ 5	3.00	4	32		5,074
Jazzercise	\$ 30	\$ 5	2.00	4	32		4,439
Knit & Crochet #1	\$ 30	\$ 5	2.00	4	14		1,903
Painting	\$ 35	\$ 5	3.00	4	23		3,624
Pilates	\$ 25	\$ 5	1.00	4	14		1,631
Pilates	\$ 25	\$ 5	1.00	4	9		1,087
Quilting #1	\$ 35	\$ 5	3.00	4	9		1,450
Quilting #1	\$ 35	\$ 5	3.00	4	9		1,450
Spanish Beginning	\$ 25	\$ 5	1.00	4	9		1,087
Spanish Continuing	\$ 25	\$ 5	1.00	4	9		1,087
Spanish Intermediate	\$ 25	\$ 5	1.00	4	9		1,087
Restore Rehab	\$ 30	\$ 5	2.00	4	9		1,268
Weight Strengthening	\$ 35	\$ 5	3.00	4	45		7,248
Wood Carving	\$ 30	\$ 5	2.00	4	11		1,522
Wood Intarsia	\$ 30	\$ 5	2.00	4	9		1,268
Yoga	\$ 25	\$ 5	1.00	4	14		1,631
Yoga Chair	\$ 30	\$ 5	2.00	4	23		3,171
Zumba	\$ 25	\$ 5	1.00	4	14		1,631
Zumba Chair	\$ 30	\$ 5	2.00	4	23		3,171
Line Dance	\$ 25	\$ 5	1.00	4	14		1,631
Line Dance	\$ 25	\$ 5	1.00	2	9		544
Tap Dance	\$ 25	\$ 5	1.00	2	7		435
Square Dance	\$ 30	\$ 5	2.00	4	11		1,522
Tai Chi	\$ 25	\$ 5	1.00	4	9		1,087
Locker Rental - Wood Shop				45 @ \$25			956
Locker Rental - Billiard				40 @ \$10			340
New creative clay class	\$ 35	\$ 5	1.00	4	8		1,280
Bridge	\$ 25	\$ 5	1.00	4	16		1,920
Core and Restore	\$ 25	\$ 5	1.00	4	25		3,000
Acting Class	\$ 30	\$ 5	1.00	4	20		2,800
					Total		100,325

		HGMD 2023 OPERATING BUDGET						
CLUB HOUSE				% Change		% Change	% Change	
		2023	2022	2022 Budget	2022 Forecast	2022 Budget	2022 Forecast	2021 Actual
		Budget	Budget	2023 Budget		2022 Forecast	2023 Budget	(Audited)
Summary								
	Sales	196,478	170,750	15.07%	169,762	-0.58%	15.74%	114,588
	Wages/Benefits	338,062	324,741	4.10%	309,022	-4.84%	9.40%	279,092
	Operating Expenses	543,168	484,236	12.17%	465,083	-3.96%	16.79%	397,754
	Net Income <Loss>	(684,753)	(638,226)	7.29%	(604,343)	-5.31%	13.31%	(562,258)
D512	CH Building Rentals	25,185	15,600	61.44%	28,695	83.95%	-12.23%	16,311
D515	Classes	100,326	86,880	15.48%	78,691	-9.43%	27.49%	58,495
D513	Events	31,668	31,670	-0.01%	20,947	-33.86%	51.18%	17,417
D516.1	Coffee Revenue	3,000	3,600	-16.67%	2,741	-23.86%	9.44%	2,626
D513.1	Trips Revenue	36,300	33,000	10.00%	38,688	17.24%	-6.17%	19,739
	Total Sales	196,478	170,750	15.07%	169,762	-0.58%	15.74%	114,588
Wages/Benefits								
C500	Salaries - FTP	133,363	108,305	23.14%	109,068	0.70%	22.27%	77,731
C510	Salaries - Part Time	73,595	75,376	-2.36%	75,094	-0.37%	-2.00%	89,051
C520	Salaries - Overtime	-	-		350		-100.00%	2,731
C530	Salaries - Teachers	104,159	89,935	15.82%	84,531	-6.01%	23.22%	63,482
C540	Taxes - Payroll	33,084	26,803	23.43%	25,217	-5.92%	31.20%	23,788
C550	Retirement Expense	-	5,234	-100.00%	0	-100.00%		1,558
C553	Insurance - Personnel	14,989	14,338	4.54%	11,597	-19.11%	29.25%	5,625
C574	Recruit/Train/Services	365	1,320	-72.32%	348	-73.64%	5.00%	6,481
C575	Employee Bonus	-	600	-100.00%	456	-24.00%	-100.00%	544
C588	Workers Comp Insurance	2,479	2,829	-12.39%	2,361	-16.56%	5.00%	8,101
C588.1	Workers Comp Adjustments	-	-		-			-
	Total Wages/Benefits	362,033	324,741	11.48%	309,022	-4.84%	17.15%	279,092
C675.2	Salary Charge Out-Operations	(23,971)	-		0			0
	Net Wages/Benefits	338,062	324,741	4.10%	309,022	-4.84%	9.40%	279,092
	Full Time Employees	2.00	2.00		2.00			2.00
	Part Time Hours	5,343	5,810		5,575			6,712
	Overtime Hours	-	-		14			121
	Teacher Hours	3,839	3,294		3,083			2,273
Operating Expense								
C621.1	Mileage Reimbursement	103	96	7.29%	-	-100.00%		0
C627	Pool Care & Supples	23,685	19,738	20.00%	15,766	-20.12%	60.23%	13,217
C639	Software & IT	4,080	4,080	0.00%	4,584	12.35%	-10.89%	6,701
C640	Electric	98,884	93,261	6.03%	93,367	0.11%	5.81%	90,263
C643	Gas	24,305	20,077	21.06%	18,956	-5.59%	28.22%	18,549
C662	Office Supplies & Postage	7,632	7,200	6.00%	7,689	6.79%	-0.74%	6,845
C662.1	CC & ActiveNet Software	13,489	12,600	7.06%	11,048	-12.32%	22.10%	8,452
C671	Outside - Contractors	20,355	19,662	3.52%	16,735	-14.89%	21.63%	20,053
C672	Restaurant Hours	-	-		-			0
C673	Maintenance Hours	87,742	27,043	224.46%	75,360	178.67%	16.43%	48,576
C676	Golf Charge In Hours	1,963	-		-			0
C677	Roads & Grounds Hours	5,403	-		8,251		-34.61%	263
C678	Custodial Hours	116,173	114,579	1.39%	89,782	-21.64%	29.39%	94,116
C683	Repairs - Equipment	6,156	9,246	-33.42%	931	-89.93%	561.33%	7,220
C684	Supplies	21,000	18,750	12.00%	19,869	5.97%	5.68%	9,779
C684.1	Custodial Supplies	24,000	24,000	0.00%	22,831	-4.87%	5.12%	19,205
C684.2	Coffee Supplies	2,760	2,760	0.00%	2,318	-16.02%	19.08%	2,044
C686.1	Special Events Supplies	7,933	14,420	-44.98%	7,509	-47.93%	5.66%	3,489
C686.2	Special Events Contractors	9,484	17,250	-45.02%	3,787	-78.05%	150.45%	7,160
C687	Trips Expense	36,300	33,000	10.00%	36,132	9.49%	0.46%	16,414
C688	Non Capital Equipment	4,200	22,740	-81.53%	3,345	-85.29%	25.58%	1,600
C689	Phone & Internet	4,524	4,440	1.89%	4,665	5.06%	-3.01%	4,493
C698	Water & Sewer	22,998	19,294	19.20%	22,161	14.86%	3.78%	19,315
	Total Operating Expense	543,168	484,236	12.17%	465,083	-3.96%	16.79%	397,754
TOTAL PAYROLL & OPERATING EXPENSE		801,231	808,976	8.93%	774,105	-4.31%	13.04%	676,846

CLUB HOUSE	2023 Budget	2022 Budget	Percent Change	2022 Forecast	2021 Actual
C574-Recruit/Train/Services					
New Hire Screening/Ad	73	265			
Lift Training - OSHA	48	173			
CPR Training	80	288			
Colo Parks & Rec Membership	14	49			
CASC workshop	24	86			
CPRA Conference	-	-			
CPO Course	80	288			
Computer Class	47	171			
	365	1,320	-72.32%	348	6,481
	-				
C588 - Workers Comp Insurance					
Monthly Insurance (renew in Oct)	1,792	2,045			
Deductible	687	784			
	2,479	2,829	-12.39%	2,361	8,101
	-				
C627 - Pool Care Supplies					
UV Services	2,178	1,815			
Chemicals	11,436	9,530			
Pool Perfect System/Maintenance	2,723	2,269			
Testing Kits/Supplies	841	701			
Recalibrate Palli Tester	408	340			
Leak Control Replacement	2,015	1,679			
Replace Socks & O Rings	4,085	3,404			
	23,685	19,738	20.00%	15,766	13,217
	-				
C639 - Software & IT					
SOS	4,080	4,080			
	4,080	4,080	0.00%	4,584	6,701
	-				
C662 - Office Supplies/Postage					
Misc Office Supplies	1,075	1,014			
Specialty Paper	215	203			
Copier Lease	2,795	2,637			
Copies	3,547	3,346			

CLUB HOUSE	2023	2022	Percent Change	2022	2021
	Budget	Budget		Forecast	Actual
	7,632	7,200	6.00%	7,689	6,845
C662.1 - ActiveNet Software & CC Expense					
Active Net 2.5% of all registrations	4,370	4,082			
Credit Card - 100% of all Sales @ 3.5%	9,119	8,518			
Covid adjustment					
	13,489	12,600	7.06%	11,048	8,452
C671 - Outside Contractors					
Exercise equipment demo	244	236			
Resurface Auditorium Floor	3,056	2,952			
Tower Electric	1,019	984			
Department of Labor - Chemicals	26	25			
Tune pianos	326	315			
Test fire alarm system	611	590			
Glass replacement/mirrors	1,631	1,575			
Trash removal	4,279	4,133			
Pool window cleaning - acid wash	244	236			
Window Cleaning	795	768			
Sound system preventative Maintenance	509	492			
Rose Sign Language Interpreting	183	177			
Fitness Equipment Service Contract	366	354			
Fire Alarm Monitoring	366	354			
Fire Extinguisher Testing	550	531			
Sprinkler Testing	244	236			
Backflow Testing	249	241			
Billiards Repair	153	148			
Elevator Maintenance	2,140	2,067			
HVAC Service Agreement	3,056	2,952			
Equipment Certification for lift	306	296			
	20,355	19,662	3.52%	16,785	20,053
C673 - Maintenance Hours					
Maintenance Charge out	85,598	26,382			
Paint Charge	2,145	661			
	87,742	27,043	224.45%	75,360	48,576
C683 - Repairs Equipment					
Wood Shop equipment	1,147	1,723			

CLUB HOUSE	2023	2022	Percent	2022	2021
	Budget	Budget	Change	Forecast	Actual
Exercise equipment repairs	1,639	2,461			
Kiln repairs	717	1,077			
Plano	358	538			
Locks, keys, signage	430	646			
Locker Room	-	-			
Stanley doors	1,721	2,585			
Patio Furniture	-	-			
Tennis Club ball machine	144	216			
	-	-			
	6,156	9,246	-33.42%	931	7,220
	-	-			
C684 - Supplies					
Electric, plumbing, hardware	7,160	6,393			
	-	-			
Stained Glass Tools	276	246			
Holiday Decorations	184	164			
First Aid Supplies	551	492			
Class Supplies	551	492			
Outdoor flowers	2,387	2,131			
Trees & shrubs	1,378	1,230			
Mulch	2,754	2,459			
Inventory Withdrawals	2,203	1,967			
Staff Shirts	459	410			
Clay	206	184			
Quilting	138	123			
Air Filters	1,102	984			
Supplies	918	820			
Fitness class	734	655			
	-	-			
	21,000	18,750	12.00%	19,869	9,779
	-	-			
C686.1 - Special Events Supplies					
Movie License	1,812	3,294			
Movie Supplies	788	1,432			
First Sat Dance food	578	1,050			
Dance Supplies - décor/table cloths	-	0			
Monthly Concerts/Events	525	955			
Resource Fair	280	509			
Fitness Fair	700	1,273			
New Year's Eve Party	219	398			
Poker Table Tops	-	-			
Miscellaneous Expense	525	955			
SESAC License	613	1,114			

CLUB HOUSE	2023	2022	Percent Change	2022	2021
	Budget	Budget		Forecast	Actual
BMI Music License	383	696			
Talent Show	65	119			
Popcorn Machine	87	159			
Flea Market	175	318			
Craft Fair	306	557			
Clubhouse Showcase	87	159			
Fashion Show	175	318			
Travel Expo	219	398			
Texas Hold'em	394	716			
Covide Adjustment		-			
	7,933	14,420	-44.98%	7,509	3,489
C686.2 - Special Events Contractors					
First Sat Dance	2,309	4,200			
Volunteer Luncheon	825	1,500			
Monthly Concerts/Events	4,179	7,600			
New Year's Eve Party	550	1,000			
Miscellaneous Holiday Events	770	1,400			
Miscellaneous General	-	-			
Memorial Day	110	200			
Smithtonians Bell Choir	220	400			
Denver Brass	247	450			
John Phillip Souza Band	275	500			
Covide Adjustment		-			
	9,484	17,250	-45.02%	3,787	7,160
C687 - Trips Expenses					
RTD Senior Ride Trips	12,626	11,478			
Chartered Coach Trips	23,674	21,522			
Covide Adjustment		-			
	36,300	33,000	10.00%	36,132	16,414
C688 - Non Capital Equipment					
Billiard Table Repair & Cover	710	3,846			
Pickleball/Tennis Equipment	947	5,127			
Projector	1,421	7,691			
Compressor	142	769			
Drill Press	710	3,846			
Tables	270	1,461			

CLUB HOUSE	2023	2022	Percent	2022	2021
	Budget	Budget	Change	Forecast	Actual
	4,200	22,740	-81.53%	3,345	1,600
C689 - Telephone & Internet					
Comcast	2,445	2,400			
Telephone	856	840			
Internet	1,223	1,200			
	4,524	4,440	1.89%	4,665	4,493

HGMD 2023 OPERATING BUDGET								
<u>GOLF</u>		2023 Budget	2022 Budget	% Change 2022 Budget 2023 Budget	2022 Forecast	% Change 2022 Forecast 2022 Forecast	% Change 2022 Forecast 2023 Budget	2021 Actual (Audited)
Summary								
	Sales	504,626	426,008	18.45%	458,751	7.69%	10.00%	445,303
	Cost of Goods Sold	17,634	12,618	39.75%	15,914	26.12%	10.81%	13,980
	Gross Profit	486,991	413,390	17.80%	442,837	7.12%	9.97%	431,323
	Wages/Benefits	513,139	486,822	5.41%	469,519	-3.55%	9.29%	470,576
	Operating Expenses	229,839	188,301	22.06%	192,597	2.28%	19.34%	169,148
	Net Income <Loss>	(255,986)	(261,734)	2.20%	(219,280)	16.22%	-16.74%	(208,401)
Sales								
D507	Golf Fees Daily	346,760	284,281	21.98%	315,237	10.89%	10.00%	290,236
D507.1	Golf Simulator	1,393	1,578	-11.69%	1,267	-19.72%	10.00%	1,395
D509.2	Golf Disc - 40 Play	19,735	25,211	-21.72%	17,041	-28.84%	10.00%	29,231
D511	Golf Cart Rental Income	83,432	70,315	18.66%	75,047	7.87%	10.00%	78,045
D511.1	Golf Merchandise	30,711	24,266	26.56%	27,019	15.05%	10.00%	24,316
D511.2	Golf Lesson	8,893	8,900	-0.07%	8,005	-9.16%	10.00%	9,285
D511.3	Golf Bag Storage	7,970	6,705	18.87%	7,246	8.06%	10.00%	8,027
D511.4	Golf Pull Cart	5,730	4,752	20.58%	5,209	9.61%	10.00%	4,188
	Total Sales	504,626	426,008	18.45%	458,751	7.69%	10.00%	445,303
Cost of Goods Sold								
G450	Merchandise	17,634	12,618	39.75%	15,914	26.12%	10.81%	13,980
	Total COGS	17,634	12,618	39.75%	15,914	26.12%	10.81%	13,980
	Gross Profit	486,991	413,390	17.80%	442,837	7.12%	9.97%	431,323
Wages/Benefits								
G500	Salaries - FTP	340,950	302,069	12.87%	320,863	6.22%	6.26%	296,482
G510	Salaries - Part Time	84,639	91,736	-7.74%	65,438	-28.67%	29.34%	85,878
G520	Salaries - Overtime	5,522	4,479	23.28%	5,121	14.31%	7.86%	5,244
G540	Taxes - Payroll	37,635	33,787	11.39%	34,735	2.80%	8.35%	33,758
G545	Temporary Outside Labor	-	0		0			0
G550	Retirement Expense	13,364	13,200	1.24%	12,609	-4.40%	0.00%	13,723
G553	Insurance - Personnel	22,891	31,487	-27.30%	23,810	-24.38%	-3.80%	30,137
G574	Recruit/Train/Services	5,498	5,997	-8.31%	5,147	-14.17%	0.02%	997
G575	Employee Bonus	-	2,000	-100.00%	0	-100.00%		608
G588	Workers Comp Insurance	4,601	3,567	28.98%	4,382	22.84%	5.00%	4,957
G588.1	Workers Comp Adjustments	-	0					
	Total Wages/Benefits	515,101	488,322	5.48%	472,103	-3.32%	9.11%	471,784
Vacancy Adjustment								
		-	-					
G675.2	Salary Charge Out-Operations	(1,963)	(1,500)	30.84%	(2,884)	72.27%	-24.06%	(1,208)
	Net Wages/Benefits	513,139	486,822	5.41%	469,519	-3.55%	9.29%	470,576
	Full Time Employees	5	5		5			5
	Part Time Hours	5,759	6,492		4,144			6,181
	Overtime Hours	176	206		155			157

HGMD 2023 OPERATING BUDGET								
GOLF		2023 Budget	2022 Budget	% Change 2022 Budget 2023 Budget	2022 Forecast	% Change 2022 Budget 2022 Forecast	% Change 2022 Forecast 2023 Budget	2021 Actual (Audited)
Operating Expense								
G621	Fuel Expense	11,862	6,375	86.08%	11,700	83.54%	1.38%	10,133
G621.1	Mileage Reimbursement	325	165	97.21%	156	-5.34%	108.33%	68
G624	Contingency-Water	10,400	10,300	0.97%	10,300	0.00%	0.97%	6,751
G635	Tree & Shrub Replacement	-	714	-100.00%	0	-100.00%		0
G639	Software & IT	3,096	3,090	0.19%	2,182	-29.38%	41.87%	3,132
G640	Electric	8,546	9,312	-8.23%	8,068	-13.36%	5.92%	8,120
G640.1	Electric - Pump	51,114	46,243	10.53%	49,517	7.08%	3.22%	43,500
G643	Gas	1,549	1,198	29.32%	1,154	-3.68%	34.27%	1,079
G645	Uniforms	2,044	2,035	0.45%	0	-100.00%		276
G659	Miscellaneous	-	0		0			0
G662	Office Supplies & Postage	200	52	288.35%	178	240.19%	12.10%	65
G662.1	Credit Card Expense	22,156	15,794	40.28%	20,460	29.55%	8.20%	19,367
G664	Advertising	-	0		0			0
G665	Rent - Equipment	2,500	1,442	73.37%	2,386	65.46%	4.78%	2,118
G670	Asphalt Repairs	-	4,896	-100.00%	0	-100.00%		311
G671	Outside - Contractors	26,095	19,511	33.75%	19,500	-0.05%	33.82%	17,917
G676.1	Golf Shop Supplies	2,112	1,920	10.00%	1,250	-34.91%	69.00%	1,666
G680	Radio Communications	400	206	94.17%	274	33.15%	45.83%	595
G683	Repairs - Equipment	21,400	14,400	48.61%	19,442	35.01%	10.07%	18,699
G684	Supplies	52,440	42,050	24.71%	39,574	-5.88%	32.51%	31,218
G688	Non Capital Equipment	5,000	0		0			2,132
G689	Telephone	3,600	3,600	0.00%	3,017	-16.19%	19.32%	3,206
G697	Marketing	5,000	5,000	0.00%	3,438	-31.24%	45.43%	645
Total Operating Expense		229,839	188,801	22.06%	192,597	2.28%	19.34%	169,148
TOTAL PAYROLL & OPERATING EXPENSE		742,978	675,123	10.05%	662,116	-1.93%	12.21%	639,724
NET INCOME		(255,986)	(261,734)	-2.20%	(219,280)	-16.22%	16.74%	(208,401)

GOLF	2023 Budget	2022 Budget	Percent Change	2022 Forecast	2021 Actual
G574-Recruit/Train/Services					
CPR Training	350	350			
Turf Seminar	-	-			
Pesticide License	-	-			
New Hire Screening/Ad	1,800	450			
Computer Class	-	-			
National Golf Conference	2,168	3,888			
Rocky Mountain Association	-	165			
Golf Superintendents Association	1,180	784			
Colorado Golf Association	-	100			
United States Golf Association	-	110			
Mechanic Training	-	150			
	5,498	5,997	-8.32%	5,147	997
	-				
G588 - Workers Comp					
Monthly Insurance (renew in Oct)	3,989	3,093			
Deductible	611	474			
	4,601	3,567	28.98%	4,382	4,957
	-				
G621 - Fuel					
Unleaded Price Per Gallon					
Total Unleaded Gas	7,337	3,943			
Diesel Price Per Gallon					
Total Diesel Gas	4,525	2,432			
Total Unleaded & Diesel - Budget	11,862	6,375	86.07%	11,700	10,193
G639 - Software & IT					
SOS	3,096	3,090			
	3,096	3,090	0.19%	2,182	3,132
	-				

<u>GOLF</u>	2023 Budget	2022 Budget	Percent Change	2022 Forecast	2021 Actual
G645 - Uniforms					
Uniform Cleaning	737	734			
Uniform Purchases	1,307	1,301			
	2,044	2,035	0.44%	-	276
	-				
G671 - Outside Contractors					
Pump and Well Service	1,383	1,034			
Tree Removal	13,823	10,336			
Sanolet Service	4,479	3,349			
Goose Service	-	-			
Nat Sup Network	-	-			
Alrvac Services	1,933	1,445			
Miscellaneous	4,133	3,090			
Aquatic Weed Control	345	258			
Deep Tine Contractor	-	-			
	26,095	19,512	33.74%	19,500	17,917
	-				

GOLF	2023 Budget	2022 Budget	Percent Change	2022 Forecast	2021 Actual
G684 - Supplies					
Irrigation parts	7,052	5,655			
Inventory supplies	461	370			
Top dressing	2,564	2,056			
Bunker sand	7,693	6,169			
Greens fertilizer	3,847	3,085			
Fairways & tee fertilizer	5,129	4,113			
rough fertilizer	5,129	4,113			
Fungicides/snow mold control	1,923	1,542			
Lake Dye	706	566			
Misc course accessories	2,252	1,806			
Tools	257	206			
Seed - greens	641	514			
Seed - fairways	5,129	4,113			
Drainage Supplies	641	514			
Herbicides	898	720			
Surfactants	3,206	2,571			
Sod	257	206			
Top Soil	641	514			
Tree Supplies	-	-			
Safety Equipment	128	103			
Signage	257	206			
Ice Melt	1,026	823			
Shop Service	1,513	1,213			
Misc. Supplies	833	668			
Marking Paint	254	204			
Water Cooler Stand	-	-			
Adjustments for Budgeting	-	-			
	52,440	42,050	24.71%	39,574	31,218
	-	-			

		HGMD 2023 OPERATING BUDGET								
	RESTAURANT							2021 Actual (Audited)		
		2023	Budget	2022	Budget	% Change 2022 Budget 2023 Budget	2022 Forecast		% Change 2022 Budget 2022 Forecast	% Change 2022 Forecast 2023 Budget
	Summary									
	Sales	675,363	603,015			12.00%	570,888	-5.33%	18.30%	430,184
	Cost of Goods Sold	216,506	193,106			12.12%	183,068	-5.20%	18.27%	138,873
	Gross Profit	458,857	409,909			11.94%	387,821	-5.39%	18.32%	291,311
	Wages/Benefits	421,174	375,187			12.26%	375,936	0.20%	12.03%	300,890
	Operating Expenses	141,782	122,920			15.35%	113,866	-7.37%	24.52%	105,206
	Net Income <Loss>	(104,100)	(88,197)			18.03%	(101,981)	15.63%	2.08%	(114,785)
	Sales									
D506	Food Sales	559,959	511,205			9.54%	474,032	-7.27%	18.13%	354,416
D506.1	Beer Sales	39,050	25,580			52.66%	32,650	27.64%	19.60%	25,096
D506.2	Wine Sales	38,235	33,752			13.28%	31,851	-5.63%	20.04%	25,794
D506.3	Liquor Sales	38,119	32,478			17.37%	32,355	-0.38%	17.81%	24,878
	Total Sales	675,363	603,015			12.00%	570,888	-5.33%	18.30%	430,184
	Cost of Goods Sold									
H450	Food	193,187	173,810			11.15%	163,541	-5.91%	18.13%	122,530
H455	Beer	9,723	7,674			26.70%	8,130	5.94%	19.60%	6,484
H455.1	Wine	9,213	6,750			36.48%	7,676	13.71%	20.02%	6,123
H455.2	Liquor	4,383	4,872			-10.03%	3,721	-23.62%	17.80%	3,736
	Total COGS	216,506	193,106			12.12%	183,068	-5.20%	18.27%	138,873
	Gross Profit	458,857	409,909			11.94%	387,821	-5.39%	18.32%	291,311
		68%	68%			68%				68%
	Wages/Benefits									
H500	Salaries - FTP	234,197	165,849			41.21%	216,579	30.59%	8.13%	161,000
H510	Salaries - Part Time	96,156	138,693			-30.67%	73,016	-47.35%	31.69%	85,177
H520	Salaries - Overtime	-	-				9,792		-100.00%	1,486
H540	Taxes - Payroll	39,152	31,329			24.97%	36,277	15.79%	7.93%	28,444
H550	Retirement Expense	4,026	8,214			-50.99%	3,754	-54.30%	7.24%	5,213
H553	Insurance - Personnel	38,357	22,776			68.41%	27,111	19.03%	41.48%	9,669
H574	Recruit/Train/Services	5,511	3,280			68.01%	5,153	57.11%	6.94%	4,358
H575	Employee Bonus	-	1,600			-100.00%	658	-58.88%	-100.00%	1,412
H588	Workers Comp Insurance	3,775	3,444			9.60%	3,595	4.38%	5.00%	4,131
H588.1	Workers Comp Adjustments	-	-							
	Total Wages/Benefits	421,174	375,187			12.26%	375,936	0.20%	12.03%	300,890
	Full Time Employees	5	3				4			5.00
	Part Time Hours	8,280	12,007				5,825			6,812
	Overtime Hours	-	-				351			57

HGMD 2023 OPERATING BUDGET									
RESTAURANT	2023 Budget		2022 Budget		% Change 2022 Budget		% Change 2022 Forecast		2021 Actual (Audited)
	2023	Budget	2022	Budget	2023 Budget	2022 Budget	2022 Forecast	2023 Budget	
Operating Expense									
H621.1	Mileage Reimbursement	-	-	-	-	-	-	-	-
H639	Software & IT	6,000	6,000	6,000	0.00%	6,382	6.37%	-5.99%	4,029
H640	Electric	24,721	23,315	23,315	6.03%	23,342	0.11%	5.91%	22,575
H643	Gas	6,076	5,019	5,019	21.05%	4,739	-5.59%	28.22%	5,160
H644	Water	2,229	1,858	1,858	19.96%	2,153	15.89%	3.51%	1,981
H645	Phone & TV	4,200	3,600	3,600	16.67%	3,929	9.14%	6.89%	3,490
H646	Trash Removal	5,160	4,800	4,800	7.50%	4,685	-2.39%	10.14%	4,805
H651	Uniforms	1,200	900	900	33.33%	600	-33.33%	100.00%	501
H652	Discounts & Comps	6,000	6,000	6,000	0.00%	5,750	-4.17%	4.35%	6,242
H655	Linen Service	4,200	0	0		2,346		79.03%	-
H662	Office Supplies	2,100	500	500	320.00%	878	76.54%	139.26%	819
H671	Outside Contractors	6,000	6,000	6,000	0.00%	5,846	-2.57%	2.64%	6,986
H673	Maintenance Hours	4,937	2,551	2,551	93.53%	3,881	52.14%	27.20%	4,644
H674	Custodial Hours	8,593	6,300	6,300	36.39%	2,532	-59.81%	239.36%	3,769
H675.2	Salaries-Charged Out	-	0	0					-
H681	Credit Card Fees	23,717	13,200	13,200	79.68%	18,436	39.66%	28.65%	18,354
H683	Repairs - Equipment	1,800	3,600	3,600	-50.00%	790	-78.05%	127.77%	417
H684	China/Glass/Flatware	1,500	2,400	2,400	-37.50%	91	-96.21%	1550.94%	2,133
H684.1	Restaurant/Kitchen Supplies	12,000	18,000	18,000	-33.33%	11,006	-38.86%	9.03%	11,929
H685	Cleaning Supplies	6,000	3,600	3,600	66.67%	5,400	60.00%	11.11%	4,450
H688	Non Capital Equipment	6,000	6,000	6,000	0.00%	5,551	-7.48%	8.09%	465
H689	Marketing	6,000	6,000	6,000	0.00%	1,581	-73.66%	279.61%	645
H690	Licenses & Taxes	3,350	3,276	3,276	2.26%	3,949	20.54%	-15.17%	1,812
Total Operating Expense		141,782	122,920	122,920	15.35%	113,866	-7.37%	24.52%	105,206
NET INCOME		(104,100)	(88,197)	(88,197)	18.03%	(101,981)	15.63%	2.08%	(114,785)

RESTAURANT	2023 Budget	2022 Budget	Percent Change	2022 Forecast	2021 Actual
H574 - Recruiting Training					
	-	420			
Employment Screening/ads	5,411	2760			
CPR Training	100	100			
	5,511	3,280	68.01%	5,153	4,358
	-				
H588 - Workers Comp					
Monthly Insurance (renew in Aug)	3,775	3,444			
Deductible	-	-			
	3,775	3,444	9.60%	3,595	4,131
	-				
H671 - Outside Contractors					
Hood Cleaning	1,765	1,765			
Hood Inspection	847	847			
Grease Trap Pump	1,248	1,248			
BEC Gift Cards	535	535			
Entertainment	1,605	1,605			
	6,000	6,000	0.00%	5,846	6,986
	-				
H688 - Non Captial Equipment					
Kitchen equipment replaced as needed	6,000	6,000			
	-	-			
	6,000	6,000	0.00%	5,551	465
	-				
H689 - Marketing					
Heather n Yon	-	-			
Heather Ridge	-	-			
Miscellaneous	6,000	6,000			
Print Media	-	-			
	6,000	6,000	0.00%	1,581	645
	-				

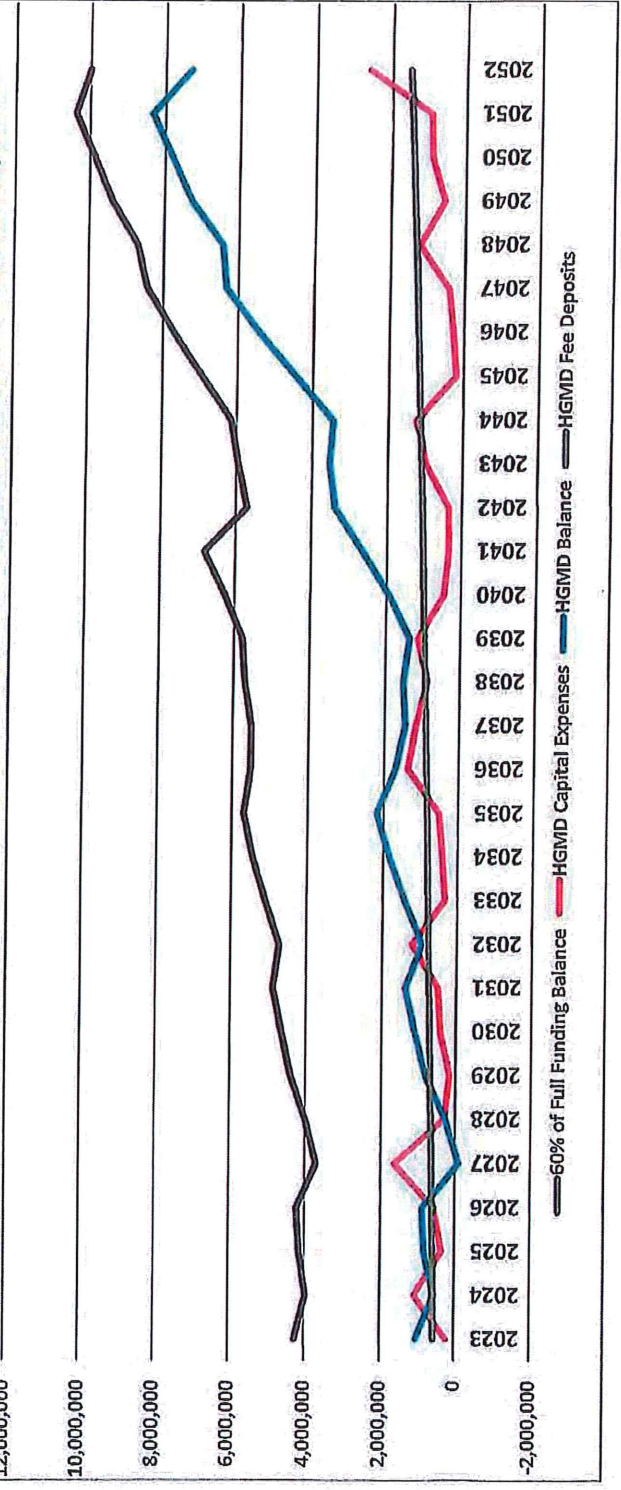
RESTAURANT	2023	2022	Percent	2022	2021
	Budget	Budget	Change	Forecast	Actual
H690 - Licenses & Taxes					
POS Annual License	1,456	1,424			
Personal Property Tax	510	499			
Liquor License	1,384	1,353			
	3,350	3,276	2.26%	3,949	1,812

Heather Gardens Metro District		
2023 Capital Reserves Report		
	Capital Revenues	Budget
	Home-Owners Dues	556,758
	Capital Adjustment	-
	Est Earnings	65
	Income Taxes (Exempt)	-
		556,823
	Capital Expenditures	
	Carryover Projects	-
	New 2023 Projects	216,599
	Total	216,599
	(Reduction)/Contribution to Capital Reserves	340,224
	Total Capital Expenditures	556,823

Heather Gardens Metropolitan District 2023 Capital Reserve Financial Assessment

Key Variables	Values	Average Per Unit Per Month	Values	Capital Fee Adjustments
Analysis Year	2023	\$13.65	\$397,293	Current 2022 Deposit
Inflation Rate	3.5%	\$14.12	\$411,198	Est. 2023 Base Deposit
Earnings Rate	0.01%	\$5.00	\$145,560	Deposit Adjustment
Base Rate	0.01%	2023	2022	Year Start and Year End
High Rate	0.01%	Minimum Capital Project Cost		
Split at	150%	Target Full Funding Balance Share		
HGMD NRSS Full Funding Amount Needed (100%) \$6,830,109 Jan 1, 2022 Estimated \$654,961 Success Ratios 9.6% Years Low Balance 1 < Zero 2 < \$500,000 Transfer to Capital Fund No		'Bank' Balance \$536,430 \$397,293 74.1% 1 < \$250,000 2 < \$500,000		\$5,000 60%

30-Year Capital Reserve Target Balance, Balance, Fee Deposits and Capital Expenses



HGMD Capital Reserve Expenditures

Category	2023	2024	2025	2026	2027
Asphalt R&R	-	-	-	-	185,038
Sealcoat	35,000	104,656	63,929	166,753	101,983
Exterior	-	-	17,210	-	40,887
Club Flooring	-	119,611	-	-	13,524
Club HVAC	-	18,986	-	-	514,599
Club Exterior	-	-	-	-	-
Clubhouse Equip	-	115,011	49,170	-	319,419
Pools	55,000	12,089	-	-	137,022
Restaurant	53,160	-	7,253	-	258,520
Golf Course	128,439	261,227	203,781	304,596	7,693
Golf Equip	-	393,654	-	83,880	45,119
Maintenance Bldg	-	55,365	-	-	-
Project Totals	271,599	1,080,599	341,343	554,229	1,623,804
Insurance Covered Costs	-	-	-	-	-
Property Tax Covering Costs	-	-	-	-	-
Lottery Fund Revenues Covering Costs	-55,000	-	-17,210	-	-
Foundation Revenues Covering Cost	-	-	-	-	-
Capital Expense Totals	216,599	1,080,599	324,133	554,229	1,623,804
	0	0	0	0	0
Rolling 5 Year Avg of Expenses	759,873	773,695	585,646	601,544	584,503

HEATHER GARDENS ASSOCIATION			MONTHLY HOMEOWNERS DUES					BUDGET YEAR		2023	
Unit Type	CAPITAL RESERVE	REC FEE	WATER & SEWER	INSUR.	MAINT.	GAS & ELEC	2023 TOTAL	2022 TOTAL	\$ CHANGE 2023-2022	PERCENT CHANGE	
ALPHA											
B	108.25	54.14	51.49	45.08	173.97	44.07	475.00	411.00	64.00	15.6%	
E	113.63	55.20	51.49	48.22	185.47	45.99	500.00	434.00	66.00	15.2%	
A (Base)	139.25	58.90	51.49	58.08	227.84	52.64	589.00	512.00	77.00	15.0%	
C	157.90	61.61	51.49	67.03	268.41	57.50	654.00	569.00	85.00	14.9%	
G	160.95	61.76	51.49	67.44	259.81	57.76	657.00	572.00	85.00	14.9%	
F	173.73	63.89	51.49	73.71	283.58	61.00	708.00	617.00	91.00	14.7%	
BB	212.49	68.45	51.49	90.16	347.27	88.14	856.00	741.00	115.00	15.5%	
AE	262.88	72.28	51.49	107.30	412.42	98.63	895.00	865.00	130.00	15.0%	
AA	278.68	76.18	51.49	118.07	456.41	105.59	1,088.00	948.00	142.00	15.0%	
SOMERSET											
B-77-6	108.64	54.18	51.49	45.21	174.43	44.15	476.00	412.00	64.00	15.5%	
K-6	124.47	56.77	51.49	52.81	203.86	48.80	538.00	487.00	71.00	15.2%	
A-77-6	139.15	58.89	51.49	59.04	226.81	52.62	589.00	512.00	77.00	14.8%	
J-6	157.96	61.61	51.49	67.03	258.41	57.50	654.00	569.00	85.00	14.9%	
C-6	157.96	61.61	51.49	67.03	258.41	57.50	654.00	569.00	85.00	14.9%	
F-6	173.78	63.89	51.49	73.71	283.58	61.00	708.00	617.00	91.00	14.7%	
AB-6	245.69	71.25	51.49	104.25	401.56	90.76	871.00	843.00	128.00	15.2%	
AK-6	262.93	73.74	51.49	111.57	429.03	101.24	1,030.00	865.00	135.00	15.1%	
AA-77-6	278.30	75.98	51.49	118.09	453.93	105.23	1,083.00	942.00	141.00	15.0%	
SEVILLE											
B-S	97.87	52.93	51.49	41.53	180.29	41.89	448.00	386.00	60.00	15.5%	
K-S	112.55	55.05	51.49	47.78	183.44	45.71	490.00	431.00	65.00	15.1%	
A-S	125.38	58.90	51.49	53.19	205.03	49.03	541.00	470.00	71.00	15.1%	
C-S	140.43	59.08	51.49	59.59	228.48	52.95	593.00	516.00	77.00	14.9%	
F-S	151.07	60.61	51.49	64.10	247.02	55.71	630.00	548.00	82.00	15.0%	
AB-S	223.23	68.00	51.49	94.72	364.83	90.93	893.00	774.00	119.00	15.4%	
BC-S	238.30	70.18	51.49	101.12	389.07	94.84	945.00	820.00	125.00	15.2%	
AK-S	237.91	70.12	51.49	100.95	388.79	94.74	944.00	819.00	125.00	15.3%	
ATRIUM											
N-2	97.77	52.91	51.49	41.49	159.47	41.87	445.00	386.00	59.00	15.3%	
M-2	102.70	53.62	51.49	43.59	167.46	43.15	482.00	401.00	61.00	15.2%	
K-2	127.13	57.16	51.49	53.94	207.80	49.49	547.00	475.00	72.00	15.2%	
A-2	142.01	59.30	51.49	60.25	231.58	53.36	598.00	521.00	77.00	14.8%	
A-2-3	147.82	60.14	51.49	62.72	240.98	54.87	618.00	538.00	80.00	14.9%	
C-2	158.56	61.69	51.49	67.29	259.32	57.66	656.00	571.00	85.00	14.9%	
L-2	158.56	61.69	51.49	67.29	259.32	57.66	656.00	571.00	85.00	14.9%	
F-2	175.11	64.09	51.49	74.30	288.05	61.86	713.00	622.00	91.00	14.6%	
AK-2	289.14	74.63	51.49	114.20	439.69	102.85	1,052.00	914.00	138.00	15.1%	
AK-2-3	274.95	75.47	51.49	116.67	449.06	104.36	1,072.00	932.00	140.00	15.0%	
OMEGA											
B-O	105.05	53.97	51.49	44.58	171.14	43.76	470.00	408.00	62.00	15.2%	
K-O	123.58	56.84	51.49	52.44	202.20	48.67	535.00	484.00	71.00	15.3%	
A-O	137.18	58.81	51.49	58.21	224.41	52.10	582.00	506.00	76.00	15.0%	
C-O	156.09	61.34	51.49	66.23	254.83	57.02	647.00	564.00	83.00	14.7%	
F-O	174.81	64.04	51.49	74.17	285.61	61.88	712.00	621.00	91.00	14.7%	
AK-O	260.76	73.42	51.49	110.65	426.00	100.88	1,028.00	889.00	134.00	16.1%	
COUNTRY PLACES & TOWN HOMES											
3BR	156.19	61.35	51.49	66.27	254.70	0.00	590.00	524.00	66.00	12.6%	
2BR	136.49	55.51	51.49	67.91	222.60	0.00	527.00	468.00	59.00	12.6%	
3B2	184.86	65.49	51.49	78.44	301.72	0.00	682.00	608.00	78.00	12.5%	
TH	184.37	65.42	51.49	78.23	301.49	0.00	681.00	605.00	78.00	12.6%	
MV	112.28	55.00	51.49	47.83	183.82	0.00	450.00	399.00	51.00	12.8%	
HOMEOWNERS DUES BUDGET							TOTAL DUES				
BY CATEGORY	4,248,694.	1,739,378	1,498,889	1,802,792	6,937,461	1,390,752	17,617,966	15,385,283	2,252,684	14.68%	
							W/O GAS & ELECTRIC	16,227,214	14,409,346	1,817,870	12.62%
PREVIOUS YEAR'S BUDGET:											
BY CATEGORY	3,401,830	1,496,739	1,325,488	1,708,273	6,477,035	955,938	15,366,283				
% CHANGE	24.0%	16.2%	13.1%	5.5%	7.1%	45.5%	14.68%				

Appendix A: HGA 3 and 5 Year Budget Outlook

	2023 Budget	2025 Forecast	2027 Forecast	Assumed annual rate increase:			
				2024	2025	2026	2027
Summary							
Revenue*	16,026,524	18,072,214	20,106,782	7.2%	5.2%	5.4%	5.6%
Wages/Benefits	5,351,105	5,745,281	6,177,803	3.6%	3.6%	3.7%	3.7%
Operating Expenses	11,107,604	12,326,934	13,928,979	4.7%	6.0%	6.2%	6.4%
Total	(432,185)	-	-				
Wages/Benefits							
Custodial	392,873	416,799	442,182	3.0%	3.0%	3.0%	3.0%
Custodial- Insurance	31,850	38,538	46,631	10.0%	10.0%	10.0%	10.0%
Contracts	288,922	306,517	325,184	3.0%	3.0%	3.0%	3.0%
Contracts- Insurance	23,232	28,111	34,014	10.0%	10.0%	10.0%	10.0%
Maintenance	1,426,851	1,513,746	1,605,933	3.0%	3.0%	3.0%	3.0%
Maintenance- Insurance	165,786	200,601	242,728	10.0%	10.0%	10.0%	10.0%
Administration	1,059,192	1,123,697	1,192,130	3.0%	3.0%	3.0%	3.0%
Administration- Insurance	74,100	89,661	108,489	10.0%	10.0%	10.0%	10.0%
Paint	282,940	300,171	318,452	3.0%	3.0%	3.0%	3.0%
Paint- Insurance	15,146	18,326	22,175	10.0%	10.0%	10.0%	10.0%
Roads & Grounds	896,124	950,698	1,008,596	3.0%	3.0%	3.0%	3.0%
Roads & Grounds- Insurance	79,144	95,764	115,875	10.0%	10.0%	10.0%	10.0%
Security	596,166	579,427	614,714	3.0%	3.0%	3.0%	3.0%
Security- Insurance	68,780	83,223	100,700	10.0%	10.0%	10.0%	10.0%
Vacancy Adjustment	-	-	-	-	-	-	-
Total Wages/Benefits	5,351,105	5,745,281	6,177,803				
Operating Expense							
General Association	256,186	271,788	288,340	3.0%	3.0%	3.0%	3.0%
Capital Reserve*	4,248,694	4,436,333	4,752,311	3.5%	3.5%	3.5%	3.5%
Insurance	2,244,479	2,968,324	3,925,608	15.0%	15.0%	15.0%	15.0%
Electric	393,980	417,973	443,428	3.0%	3.0%	3.0%	3.0%
Gas	952,159	1,010,146	1,071,664	3.0%	3.0%	3.0%	3.0%
Water & Sewer	1,296,000	1,403,753	1,516,136	4.0%	4.0%	4.0%	4.0%
Custodial	71,954	76,396	80,985	3.0%	3.0%	3.0%	3.0%
Contracts	7,223	7,663	8,130	3.0%	3.0%	3.0%	3.0%
Maintenance	1,007,872	1,069,252	1,134,369	3.0%	3.0%	3.0%	3.0%
Administration	227,214	241,052	255,732	3.0%	3.0%	3.0%	3.0%
Paint	68,131	72,280	76,682	3.0%	3.0%	3.0%	3.0%
Roads & Grounds	292,632	310,453	329,360	3.0%	3.0%	3.0%	3.0%
Security	41,079	43,581	46,235	3.0%	3.0%	3.0%	3.0%
Total Operating Expense	11,107,604	12,326,934	13,928,979				
Summary of HGA Dues							
HGA Avg Dues	\$ 545.43	\$ 615.05	\$ 684.29	7.2%	5.2%	5.4%	5.6%
HGMD Avg Dues	\$ 59.75	\$ 63.39	\$ 67.25	3.0%	3.0%	3.0%	3.0%
Total Avg Monthly Dues	\$ 605.18	\$ 678.44	\$ 751.54	6.8%	5.0%	5.2%	5.3%

*Forecasted increase for Capital Reserve is based on base amount of \$3,401,830.

Appendix B: HGMD 3 and 5 year Budget Outlook

	2023 Budget	2024 Forecast	2025 Forecast	2026 Forecast	2027 Forecast	Assumed annual rate increase			
						2024	2025	2026	2027
Summary									
Revenue	1,412,477	1,454,851	1,498,496	1,543,451	1,589,755	3.0%	3.0%	3.0%	3.0%
COGS	234,140	241,164	248,399	255,851	263,527	3.0%	3.0%	3.0%	3.0%
Wages/Benefits	1,196,138	1,232,022	1,268,982	1,307,052	1,346,263	3.0%	3.0%	3.0%	3.0%
Operating Expenses	1,721,577	1,781,345	1,843,536	1,908,282	1,975,720	3.5%	3.5%	3.5%	3.5%
	(1,739,378)	(1,799,680)	(1,862,422)	(1,927,734)	(1,995,755)	3.5%	3.5%	3.5%	3.5%
Club House									
Revenue	196,478	202,373	208,444	214,697	221,138	3.0%	3.0%	3.0%	3.0%
Wages/ Benefits	323,074	332,766	342,749	353,031	363,622	3.0%	3.0%	3.0%	3.0%
Insurance Benefits	14,989	16,488	18,137	19,950	21,945	10.0%	10.0%	10.0%	10.0%
Operating Expenses	543,168	559,463	576,247	593,535	611,341	3.0%	3.0%	3.0%	3.0%
Total Subsidy Club House	(684,753)	(706,344)	(728,689)	(751,819)	(775,770)				
Golf									
Revenue	504,626	519,764	535,357	551,418	567,961	3.0%	3.0%	3.0%	3.0%
COGS	17,634	18,163	18,708	19,269	19,848	3.0%	3.0%	3.0%	3.0%
Wages/ Benefits	490,247	504,955	520,103	535,707	551,778	3.0%	3.0%	3.0%	3.0%
Insurance Benefits	22,891	25,101	27,699	30,468	33,515	10.0%	10.0%	10.0%	10.0%
Operating Expenses	229,899	236,734	243,836	251,151	258,686	3.0%	3.0%	3.0%	3.0%
Total Subsidy Golf	(255,986)	(265,268)	(274,989)	(285,178)	(295,866)				
Restaurant									
Revenue	675,363	695,624	716,492	737,987	760,127	3.0%	3.0%	3.0%	3.0%
COGS	216,506	223,001	229,691	236,582	243,679	3.0%	3.0%	3.0%	3.0%
Wages/ Benefits	382,817	394,301	406,130	418,314	430,864	3.0%	3.0%	3.0%	3.0%
Insurance Benefits	38,357	42,193	46,412	51,053	56,159	10.0%	10.0%	10.0%	10.0%
Operating Expenses	141,782	146,036	150,417	154,930	159,577	3.0%	3.0%	3.0%	3.0%
Total Subsidy Restaurant	(104,100)	(109,908)	(116,159)	(122,892)	(130,153)				
Other Expenses & Revenue									
Revenue	36,010	37,090	38,203	39,349	40,530	3.0%	3.0%	3.0%	3.0%
Insurance	58,581	60,338	62,149	64,013	65,933	3.0%	3.0%	3.0%	3.0%
Capital Outlay	556,758	576,245	596,413	617,288	638,893	3.5%	3.5%	3.5%	3.5%
Operating Expenses	115,210	118,667	122,227	125,894	129,670	3.0%	3.0%	3.0%	3.0%
Total	(694,539)	(718,159)	(742,585)	(767,845)	(793,967)				

EXHIBIT C

Certification of Tax Levy

CERTIFICATION OF TAX LEVIES for NON-SCHOOL Governments

TO: County Commissioners¹ of Arapahoe County, Colorado.

On behalf of the Heather Gardens Metropolitan District
(taxing entity)^A
 the Board of Directors
(governing body)^B
 of the Heather Gardens Metropolitan District
(local government)^C

Hereby officially certifies the following mills to be levied against the taxing entity's GROSS \$ 45,361,937 assessed valuation of: (GROSS^D assessed valuation, Line 2 of the Certification of Valuation Form DLG 57^E)

Note: If the assessor certified a NET assessed valuation (AV) different than the GROSS AV due to a Tax Increment Financing (TIF) Area^F the tax levies must be calculated using the NET AV; The taxing entity's total property tax revenue will be derived from the mill levy multiplied against the NET assessed valuation of: \$ 45,361,937 (NET^G assessed valuation, Line 4 of the Certification of Valuation Form DLG 57)
USE VALUE FROM FINAL CERTIFICATION OF VALUATION PROVIDED BY ASSESSOR NO LATER THAN DECEMBER 10

Submitted: 12/08/2022 for budget/fiscal year 2023
(no later than Dec. 15) (mm/dd/yyyy) (yyyy)

PURPOSE <small>(see end notes for definitions and examples)</small>	LEVY ²	REVENUE ²
1. General Operating Expenses ^H	0.00 mills	\$ 0.00
2. <Minus> Temporary General Property Tax Credit/ Temporary Mill Levy Rate Reduction ^I	< > mills	\$ < >
SUBTOTAL FOR GENERAL OPERATING:	0.00 mills	\$ 0.00
3. General Obligation Bonds and Interest ^J	11.105 mills	\$ 503,744
4. Contractual Obligations ^K	mills	\$
5. Capital Expenditures ^L	mills	\$
6. Refunds/Abatements ^M	mills	\$
7. Other ^N (specify): _____	mills	\$
_____	mills	\$
TOTAL: <small>[Sum of General Operating Subtotal and Lines 3 to 7]</small>	11.105 mills	\$ 503,744

Contact person: Jerry E. Counts Daytime phone: (303) 755-0652
 (print)
 Signed:  Title: Chief Financial Officer

Include one copy of this tax entity's completed form when filing the local government's budget by January 31st, per 29-1-113 C.R.S., with the Division of Local Government (DLG), Room 521, 1313 Sherman Street, Denver, CO 80203. Questions? Call DLG at (303) 864-7720.

¹ If the taxing entity's boundaries include more than one county, you must certify the levies to each county. Use a separate form for each county and certify the same levies uniformly to each county per Article X, Section 3 of the Colorado Constitution.
² Levies must be rounded to three decimal places and revenue must be calculated from the total NET assessed valuation (Line 4 of Form DLG57 on the County Assessor's FINAL certification of valuation).

CERTIFICATION OF TAX LEVIES, continued

THIS SECTION APPLIES TO TITLE 32, ARTICLE 1 SPECIAL DISTRICTS THAT LEVY TAXES FOR PAYMENT OF GENERAL OBLIGATION DEBT (32-1-1603 C.R.S.) Taxing entities that are Special Districts or Subdistricts of Special Districts must certify separate mill levies and revenues to the Board of County Commissioners, one each for the funding requirements of each debt (32-1-1603, C.R.S.) Use additional pages as necessary. The Special District's or Subdistrict's total levies for general obligation bonds and total levies for contractual obligations should be recorded on Page 1, Lines 3 and 4 respectively.

CERTIFY A SEPARATE MILL LEVY FOR EACH BOND OR CONTRACT:

BONDS^J:

- | | | |
|----|-------------------|------------------------------------|
| 1. | Purpose of Issue: | General Obligation Refunding Bonds |
| | Series: | Series 2017 |
| | Date of Issue: | November 27, 2017 |
| | Coupon Rate: | 3.98% to 4.0% |
| | Maturity Date: | December 1, 2040 |
| | Levy: | 11.105 |
| | Revenue: | \$503,744 |
| | | |
| 2. | Purpose of Issue: | _____ |
| | Series: | _____ |
| | Date of Issue: | _____ |
| | Coupon Rate: | _____ |
| | Maturity Date: | _____ |
| | Levy: | _____ |
| | Revenue: | _____ |

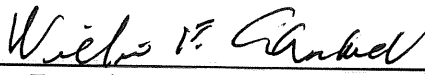
CONTRACTS^K:

- | | | |
|----|----------------------|-------|
| 3. | Purpose of Contract: | _____ |
| | Title: | _____ |
| | Date: | _____ |
| | Principal Amount: | _____ |
| | Maturity Date: | _____ |
| | Levy: | _____ |
| | Revenue: | _____ |
| | | |
| 4. | Purpose of Contract: | _____ |
| | Title: | _____ |
| | Date: | _____ |
| | Principal Amount: | _____ |
| | Maturity Date: | _____ |
| | Levy: | _____ |
| | Revenue: | _____ |

Use multiple copies of this page as necessary to separately report all bond and contractual obligations per 32-1-1603, C.R.S.

IN WITNESS WHEREOF, I have hereunto set my hand and affixed the seal of the Heather Gardens Metropolitan District, City of Aurora, Arapahoe County, Colorado on this 13th day of October 2022.





William F. Archambault, Secretary/Treasurer